



LAHORE LEADS UNIVERSITY

Converting Knowledge into Practical Experience

Teacher Evaluation

Publications

Report on the Survey of Teacher Evaluation: 2021-22

Lahore Leads University, Lahore

As part of Institutional Research for Improving Teaching Quality and Services

Quality Enhancement Cell (QEC)

dir.qad@leads.edu.pk

Quality Enhancement Cell, Kamahan Lithar Road, Lahore

Contact: 0335-5881626 or email: dir.qad@leads.edu.pk

بِسْمِ اللَّهِ الرَّحْمَنِ الرَّحِيمِ

ACKNOWLEDGEMENT

Thanks to Almighty ALLAH (the most Beneficent and Merciful), and to the Holy Prophet MUHAMMAD (Peace be upon him), who is source of guidance for the whole humanity. It is our pleasure to acknowledge the help of many people without whom this manuscript could have never been completed. I am deeply indebted to my university fellows especially at Lahore Leads University and others to help me in provision of faculty satisfaction performa and guidance to compile this report for their time and effort in collaborating timely needed inputs & utmost support.

Specifically, we express our heartiest gratitude to our leadership, Director, Quality Enhancement Cell (QEC) for his guidance, keen interest, best cooperation, and constructive criticism during this tenure. Lastly, we would like to say special thanks to Dr Nadeem Ahmad Bhatti (Vice Chancellor), Dr. Saeed Ahmad Wattoo (Registrar), Dr. Hafiz Muhammad Qasim (Deputy Director, QEC), HR, and Administrative Staff to help us in provision of relevant data, communication and coordination with faculty members and other administrative units of the University.

Shazia Sarwar Wattoo Dec, 2022

LAHORE LEADS UNIVERSITY AT A GLANCE

LEADS University established in 2011 and was approved by the Board of Governors in the same year with the vision to bring about a visible change in the society by offering quality education and also to become a leading educational institute of the region. LEADS University takes pride to be the first university in the region and is now the BEST. LEADS University aids students in enlisting for internships or getting job placements to get practical experience. LEADS University with a mission to provide international standard education to the youth of this region has provided modern world facilities, internationally experienced faculty, and best infrastructure to ensure the quality of education for the youth and young professionals of this region.

Methodology:

Teacher Evaluation Survey contains eighteen questions. The survey was carried out from October to December according to the standard procedure: internet-based mode, voluntary approach and in conditions of strict confidentiality.

The Google link was shared to all faculty members through their valid emails and phone numbers. When the survey closed on December, 2022, a total of 552 responses had been received, yielding an overall response rate of 39%, details are available in Table 1.

Faculty's comments/suggestions are decomposed into a number of opinions/messages, which are then compiled up separately for concerned leadership.

Response Rate:

Of the 1421 distributed to graduate and undergraduate students of the Lahore Leads University, 552 completed questionnaires (or 39%) were received.

Conclusion:

The student feedback processes have shown a positive impact on their overall performance and are an effective mechanism for keeping the university leadership to work for the collective objective towards their achieving objectives.

Key Words:

Teacher Evaluation Survey (TES), Quality Enhancement Cell (QEC), Higher Education Commission (HEC).

1. INTRODUCTION

1.1 Background

Teacher Evaluation Survey (TES) is one of the feedback mechanisms devised to improve the services for Students. It is a statistical survey of Students from academic departments of the University. The survey attempts to contact all full-time Students of the University. It aims to gather information on the quality of education receiving at Lahore Leads University.

1.2 Motivation

Taking part in the Teacher Evaluation Survey is an essential part of internal reporting about the quality of education. This survey is unique because it takes opinion of Students how can improve the quality of education at Lahore Leads University.

2. QUESTION TEXT AND ID

Each Question (excluding comments) has classified with a unique ID. The ID will be used in the upcoming graphs and tables throughout the report.

ID	Text
Q1	I- The Instructor is prepared for each class
Q2	II- The Instructor demonstrates knowledge of the subject
Q3	III- The Instructor has completed the whole course
Q4	IV- The Instructor provides additional material apart from the textbook
Q5	V- The Instructor gives citations regarding current situations with reference to Pakistani context
Q6	VI- The Instructor communicates the subject matter effectively
Q7	VII- The Instructor shows respect towards students and encourages class participation
Q8	VIII- The Instructor maintains an environment that is conducive to learning
Q9	IX- The Instructor arrives on time
Q10	X- The Instructor leaves on time
Q11	XI- The Instructor is fair in examination
Q12	XII- The Instructor returns the graded scripts etc, in a reasonable amount of time
Q13	XIII- The Instructor was available during the specified office hours and for after class consultations
Q14	XIV- The Subject matter presented in the course has increased your knowledge of the subject
Q15	XV- The syllabus clearly states course objectives requirements, procedures and grading criteria
Q16	XVI- The course integrates theoretical course concepts with real-world applications
Q17	XVII- The assignments and exams covered the materials presented in the course
Q18	XVIII- The course material is modern and updated

3. SATISFACTION LEVEL (OVERALL)

Table.3.1. Teacher Evaluation											
SN	Question Text		Very Satisfied		Satisfied		Uncertain		Dissatisfied		Very Dissatisfied
	Count, Percentage										
1	The Instructor is prepared for each class	486	34%	48	3.4%	12	1%	0	0%	6	0.4%
2	The Instructor demonstrates knowledge of the subject	447	31%	75	5.2%	15	1%	3	0.2%	12	1%
3	The Instructor has completed the whole course	450	32%	72	5%	15	1%	9	1%	6	0.4%
4	The Instructor provides additional material apart from the textbook	390	27%	108	8%	33	2.3%	6	0.4%	15	1.1%
5	The Instructor gives citations regarding current situations with reference to Pakistani context	399	28%	108	8%	27	2%	3	0.2%	15	1.0%
6	The Instructor communicates the subject matter effectively	462	33%	54	4%	21	1.4%	3	0.2%	17	1.2%
7	The Instructor shows respect towards students and encourages class participation	465	33%	57	4%	15	1%	6	0.4%	9	1%
8	The Instructor maintains an environment that is conducive to learning	465	33%	54	4%	18	1.2%	6	0.4%	9	1%
9	The Instructor arrives on time	459	32%	66	5%	6	0.4%	3	0.2%	3	0.2%
10	The Instructor leaves on time	417	29%	84	6%	18	1.2%	12	1%	21	1.4%
11	The Instructor is fair in examination	477	31%	39	3%	12	1%	6	0.4%	18	1.3%
12	The Instructor returns the graded scripts etc, in a reasonable amount of time	447	30%	6	0.4%	21	1.4%	6	0.4%	15	1%
13	The Instructor was available during the specified office hours and for after class consultations	426	30%	81	6%	24	2%	6	0.4	15	1%
14	The Subject matter presented in the course has increased your knowledge of the subject	453	32%	60	4.2%	15	1%	6	0.4%	21	1.4%
15	The syllabus clearly states course objectives requirements, procedures and grading criteria	438	31%	78	5.4%	9	1%	9	1%	18	1.2%

16	The course integrates theoretical course concepts with real-world applications	423	30%	87	6%	18	1.2%	9	1%	15	1%
17	The assignments and exams covered the materials presented in the course	474	33%	51	4%	9	1%	3	0.2%	15	1%
18	The course material is modern and updated	453	32%	57	4%	21	1.5%	3	0.2%	18	1.2%

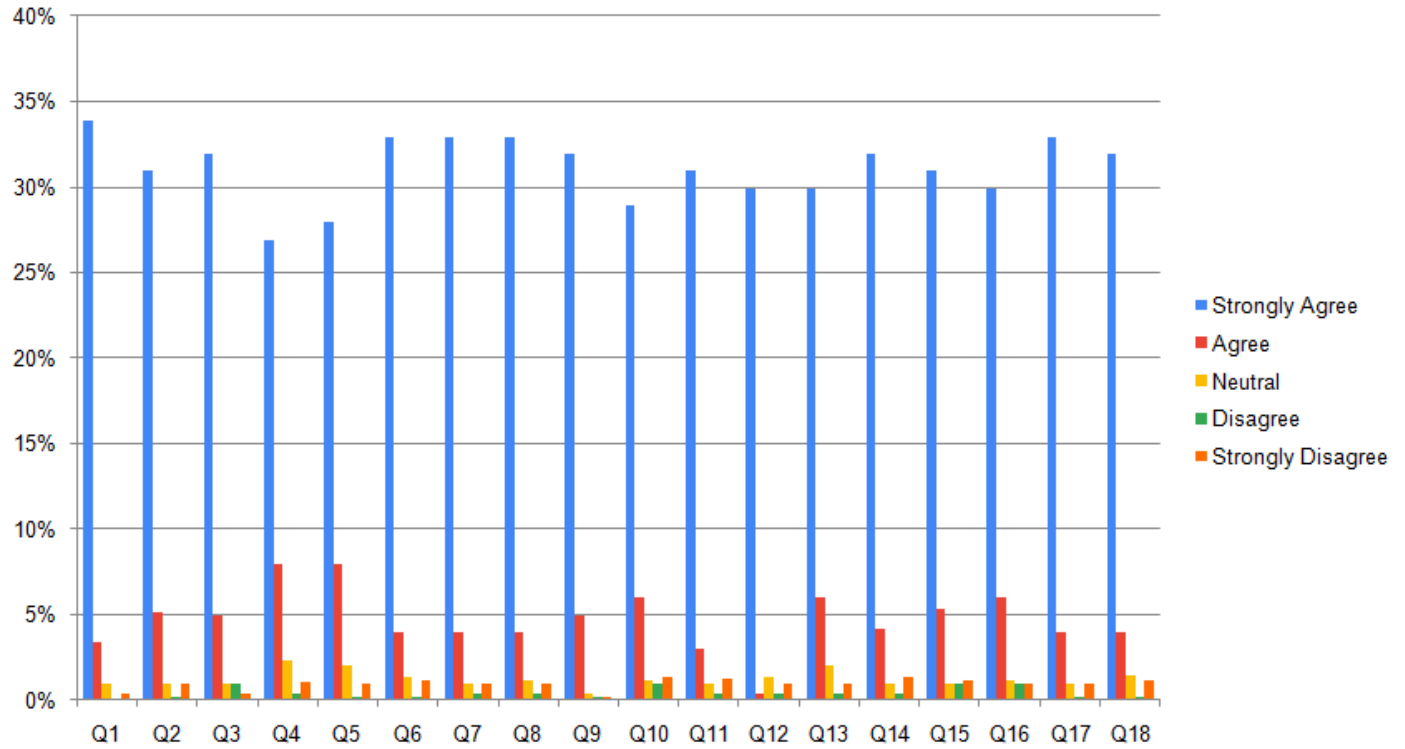


Figure.3.1.Bar Chart Students Feedback (Overall)

4. QUESTION-WISE FEEDBACK

SN	Question/Responses	Strongly Agree	Agree	Neutral	Disagree	Strongly Disagree
I	The Instructor is prepared for each class	34%	3.40%	1%	0%	0.40%

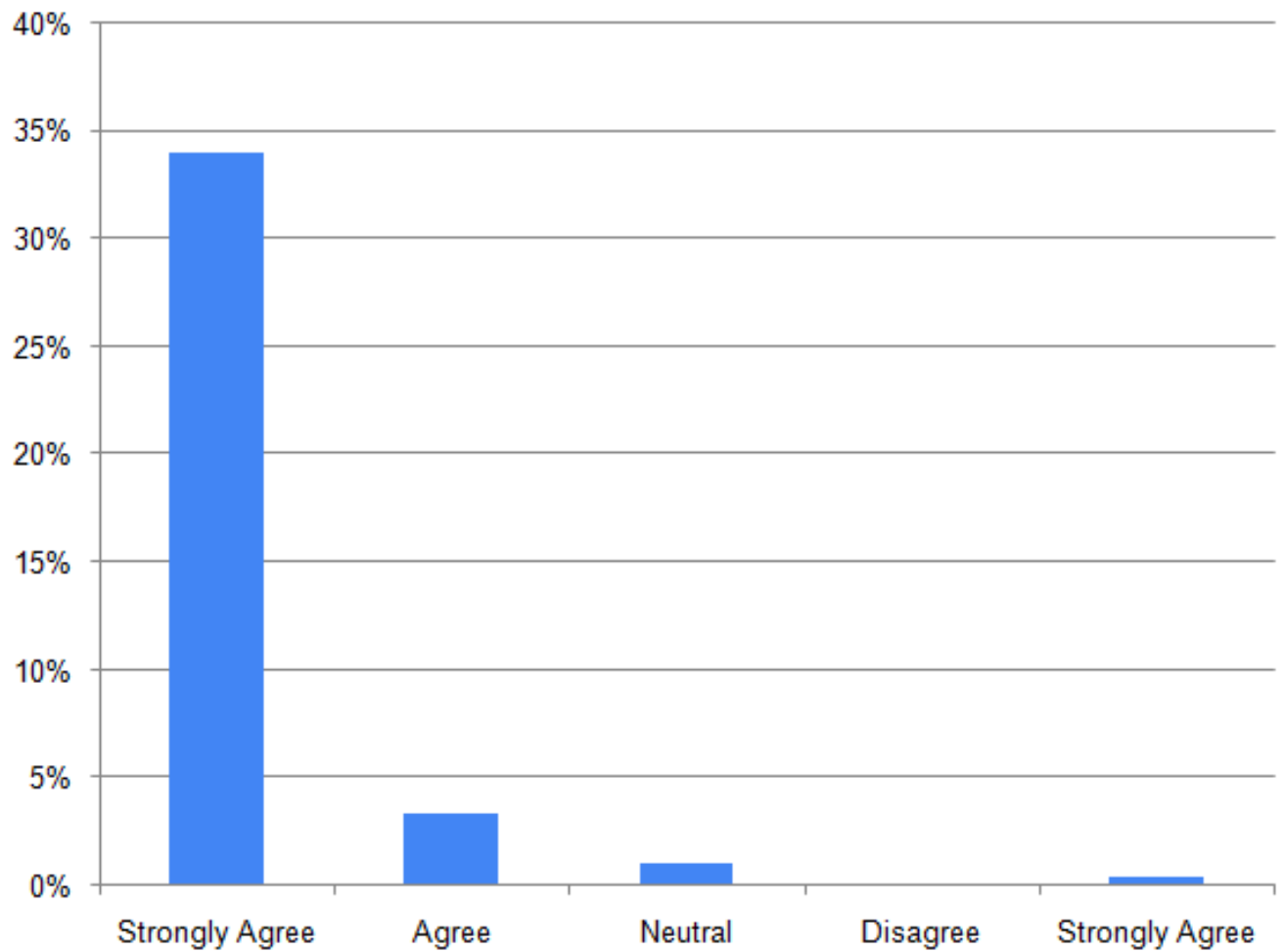


Figure.4.1. Student feedback on “The Instructor is prepared for each class”

SN	Question/Responses	Strongly Agree	Agree	Neutral	Disagree	Strongly Disagree
II	The Instructor demonstrates knowledge of the subject	31%	5.20%	1%	0.20%	1%

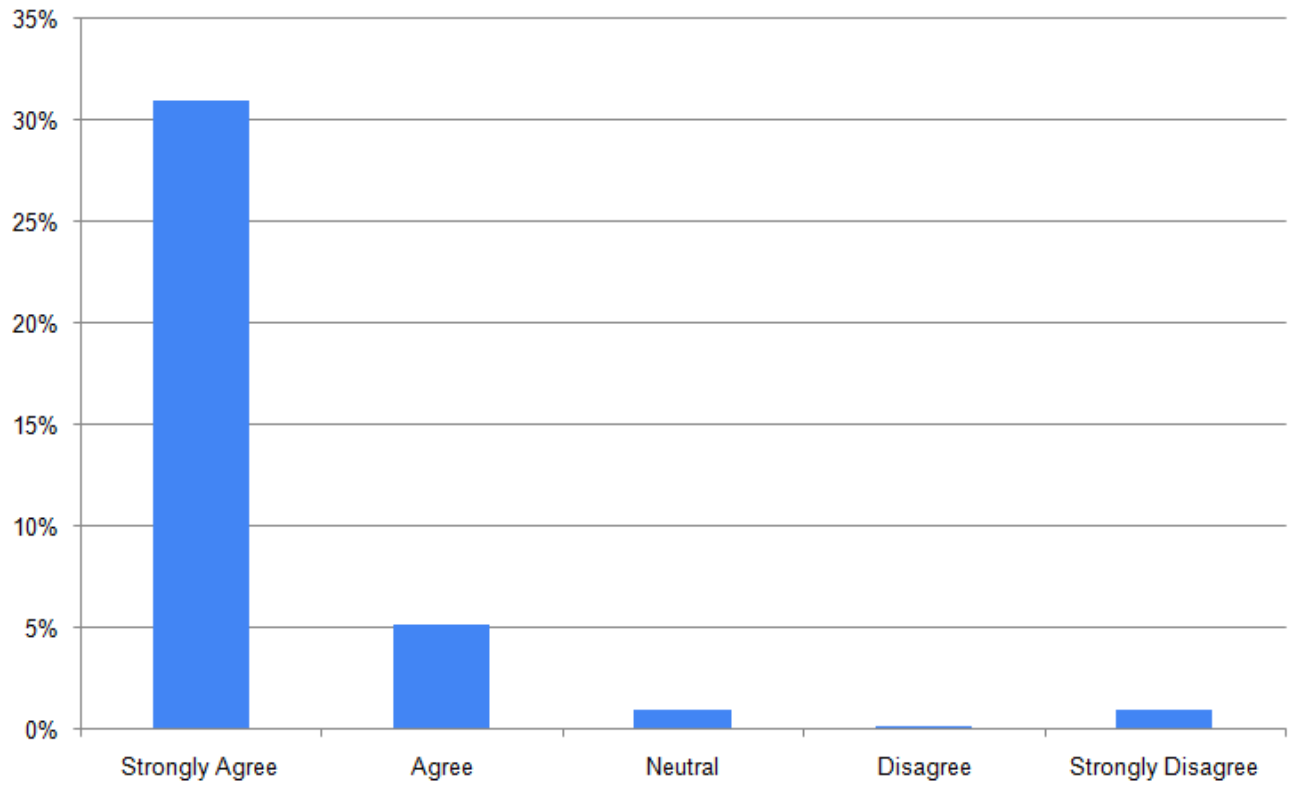


Figure.4.2. Student Feedback on “The Instructor demonstrates knowledge of the subject”

SN	Question/Responses	Strongly Agree	Agree	Neutral	Disagree	Strongly Disagree
III	The Instructor has completed the whole course	32%	5%	1%	1%	0.40%

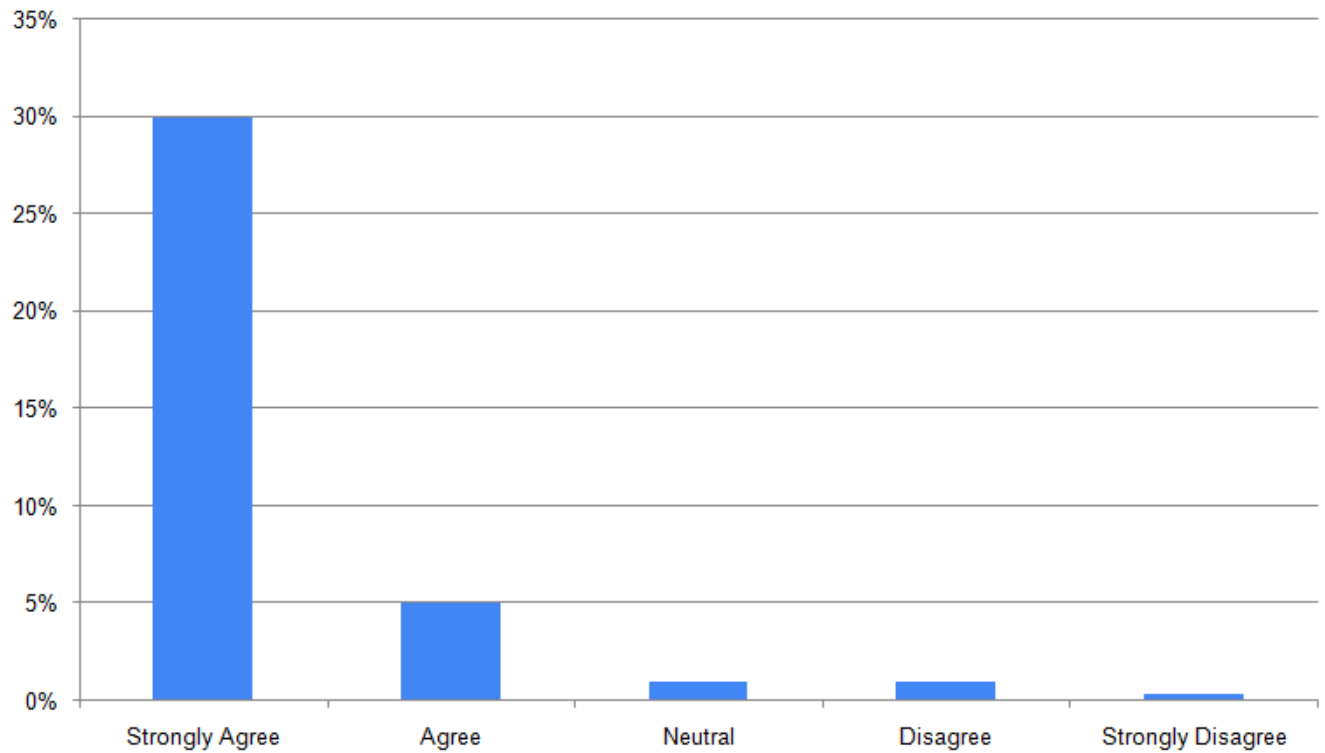


Figure.4.3. Student Feedback on “The Instructor has completed the whole course”

SN	Question/Responses	Strongly Agree	Agree	Neutral	Disagree	Strongly Disagree
IV	The Instructor provides additional material apart from the textbook	27%	8%	2.30%	0.40%	1.10%

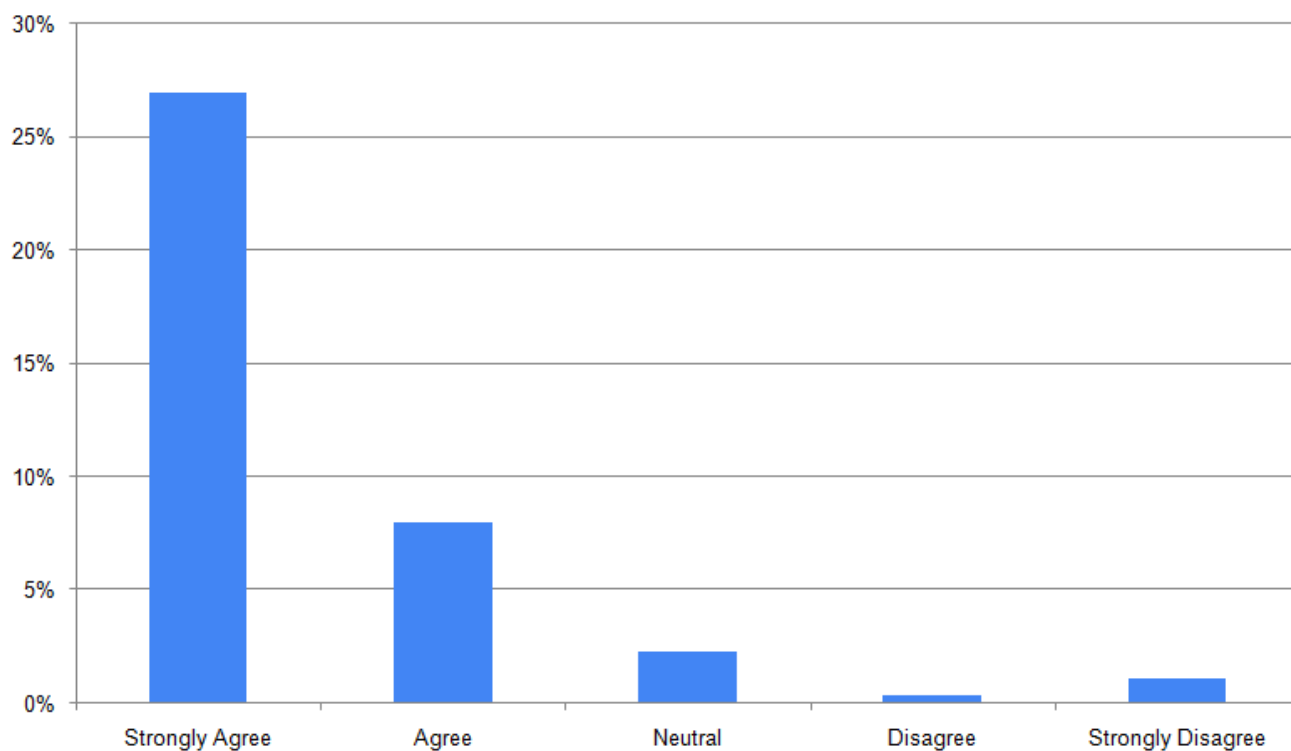


Figure.4.4. Student Feedback on “The Instructor provides additional material apart from the textbook”

SN	Question/Responses	Strongly Agree	Agree	Neutral	Disagree	Strongly Disagree
V	The Instructor gives citations regarding current situations with reference to Pakistani context	28%	8%	2%	0.20%	1%

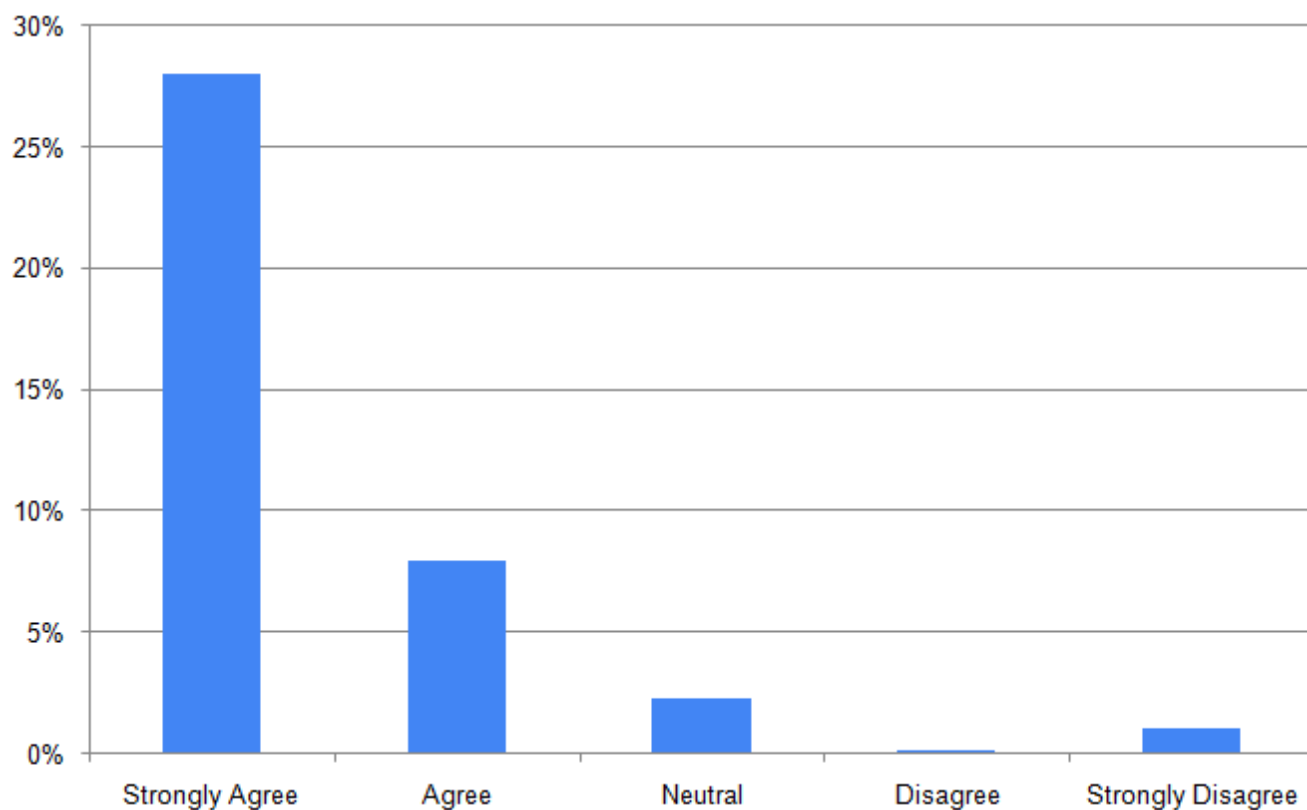


Figure.4.5.Student Feedback on “The Instructor gives citations regarding current situations with reference to Pakistani context”

SN	Question/Responses	Strongly Agree	Agree	Neutral	Disagree	Strongly Disagree
VI	The Instructor communicates the subject matter effectively	33%	4%	1.40%	0.20%	1.20%

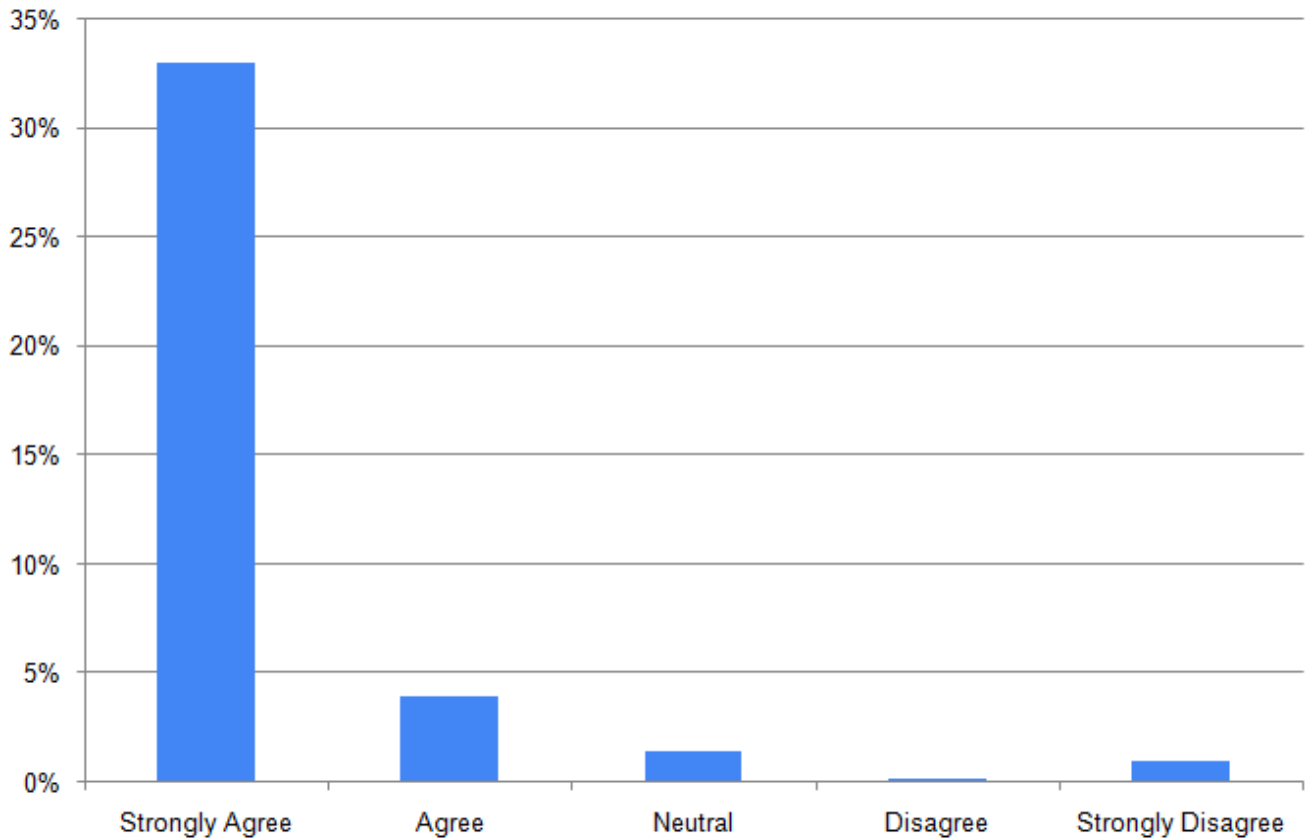


Figure.4.6. Student Feedback on “The Instructor communicates the subject matter effectively”

SN	Question/Responses	Strongly Agree	Agree	Neutral	Disagree	Strongly Disagree
VII	The Instructor shows respect towards students and encourages class participation	33%	4%	1%	0.40%	1%

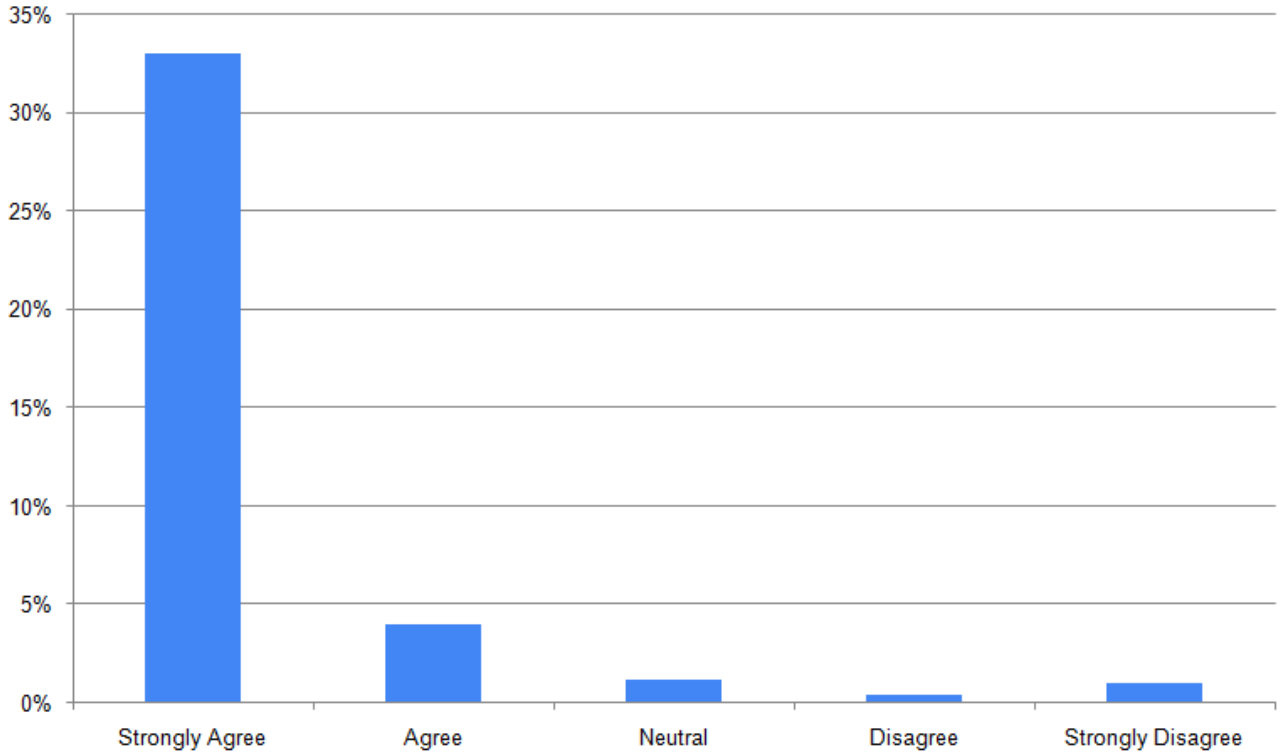


Figure.4.7. Student Feedback on “The Instructor shows respect towards students and encourages class participation”

SN	Question/Responses	Strongly Agree	Agree	Neutral	Disagree	Strongly Disagree
VIII	The Instructor maintains an environment that is conducive to learning	33%	4%	1.20%	0.40%	1%

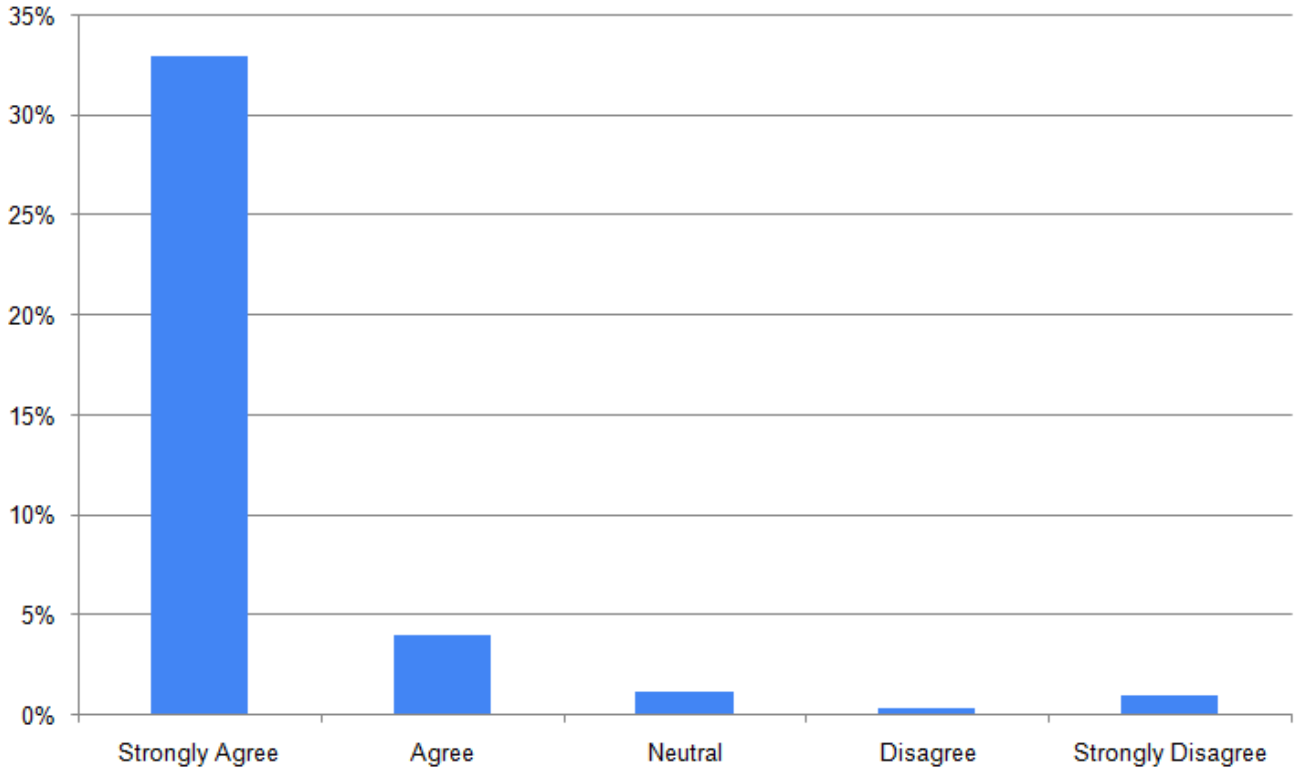


Figure.4.8. Student Feedback on “The Instructor maintains an environment that is conducive to learning”

SN	Question/Responses	Strongly Agree	Agree	Neutral	Disagree	Strongly Disagree
IX	The Instructor arrives on time	32%	5%	0.40%	0.20%	0.20%

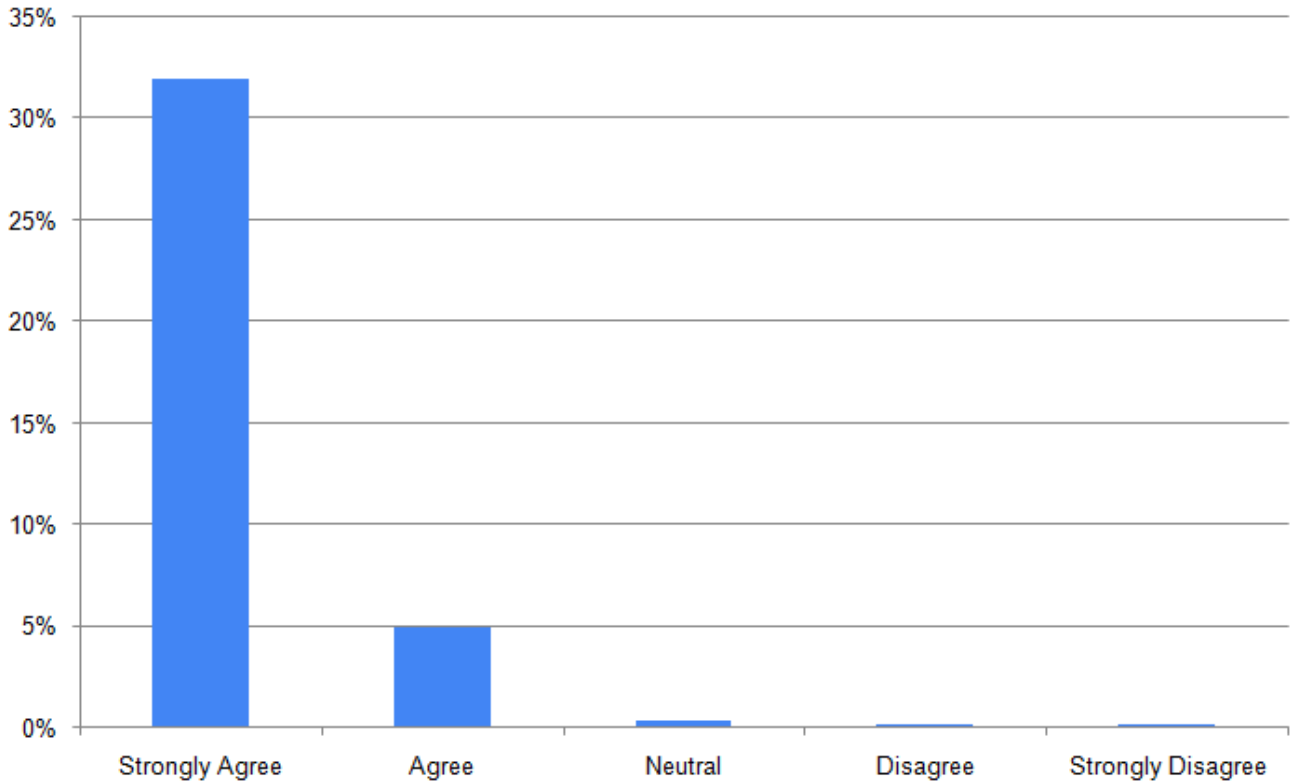


Figure.4.9. Student Feedback on “The Instructor arrives on time”

SN	Question/Responses	Strongly Agree	Agree	Neutral	Disagree	Strongly Disagree
X	The Instructor leaves on time	29%	6%	1.20%	1%	1.40%

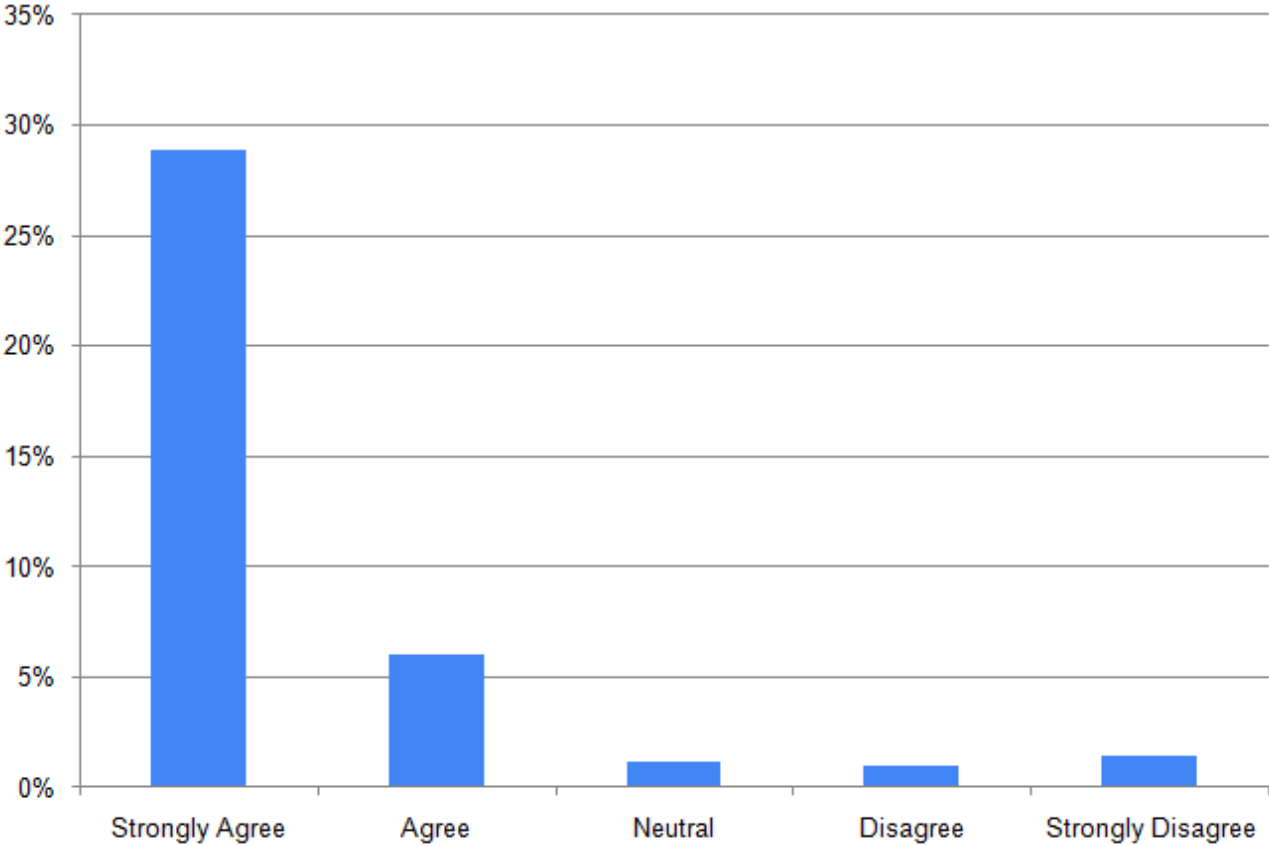


Figure.4.10. Student Feedback on “The Instructor leaves on time”

SN	Question/Responses	Strongly Agree	Agree	Neutral	Disagree	Strongly Disagree
XI	The Instructor is fair in examination	31%	3%	1%	0.40%	1.30%

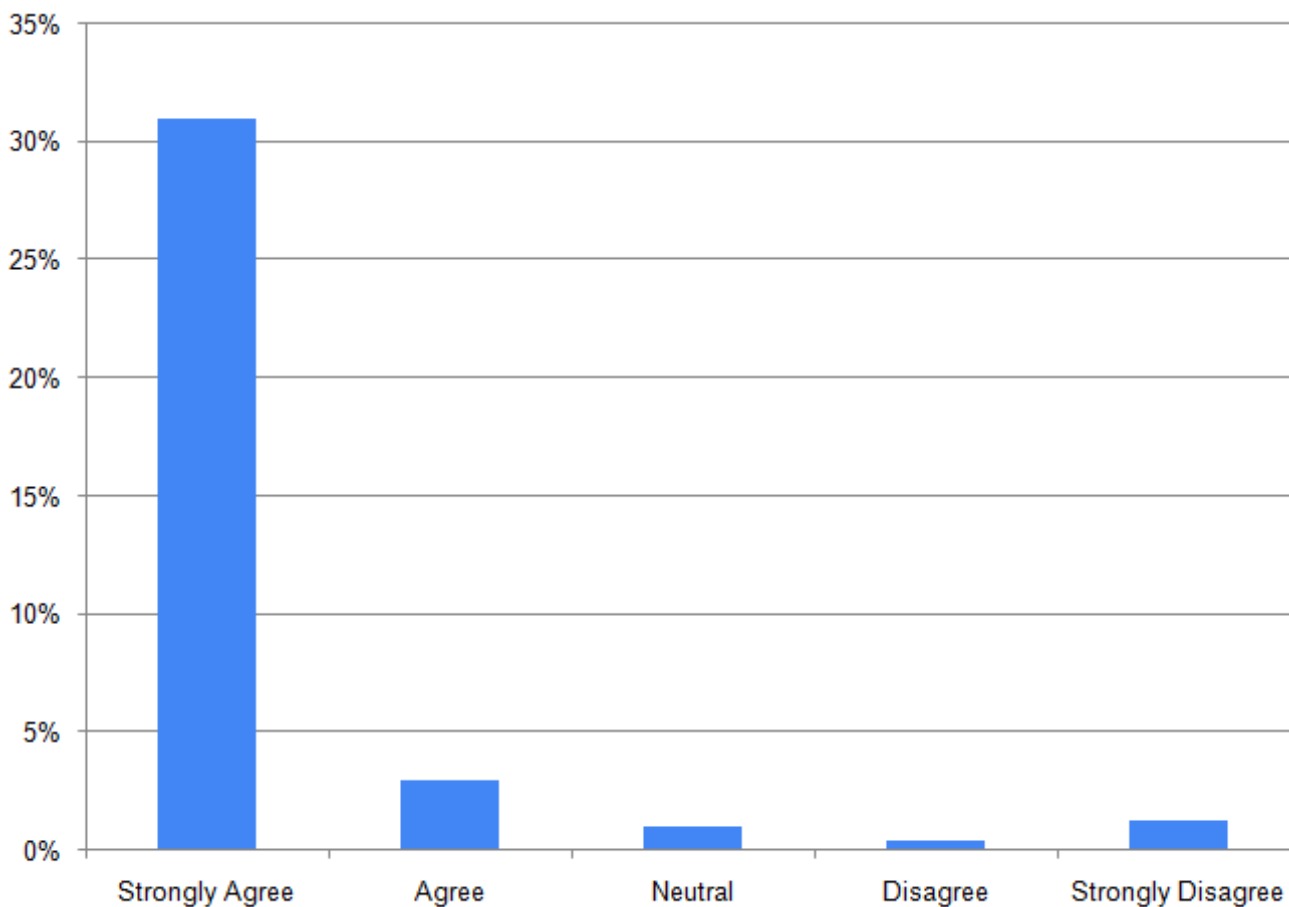


Figure.4.11. Student Feedback on “The Instructor is fair in examination”

SN	Question/Responses	Strongly Agree	Agree	Neutral	Disagree	Strongly Disagree
XII	The Instructor returns the graded scripts etc, in a reasonable amount of time	30%	0.40%	1.40%	0.40%	1%

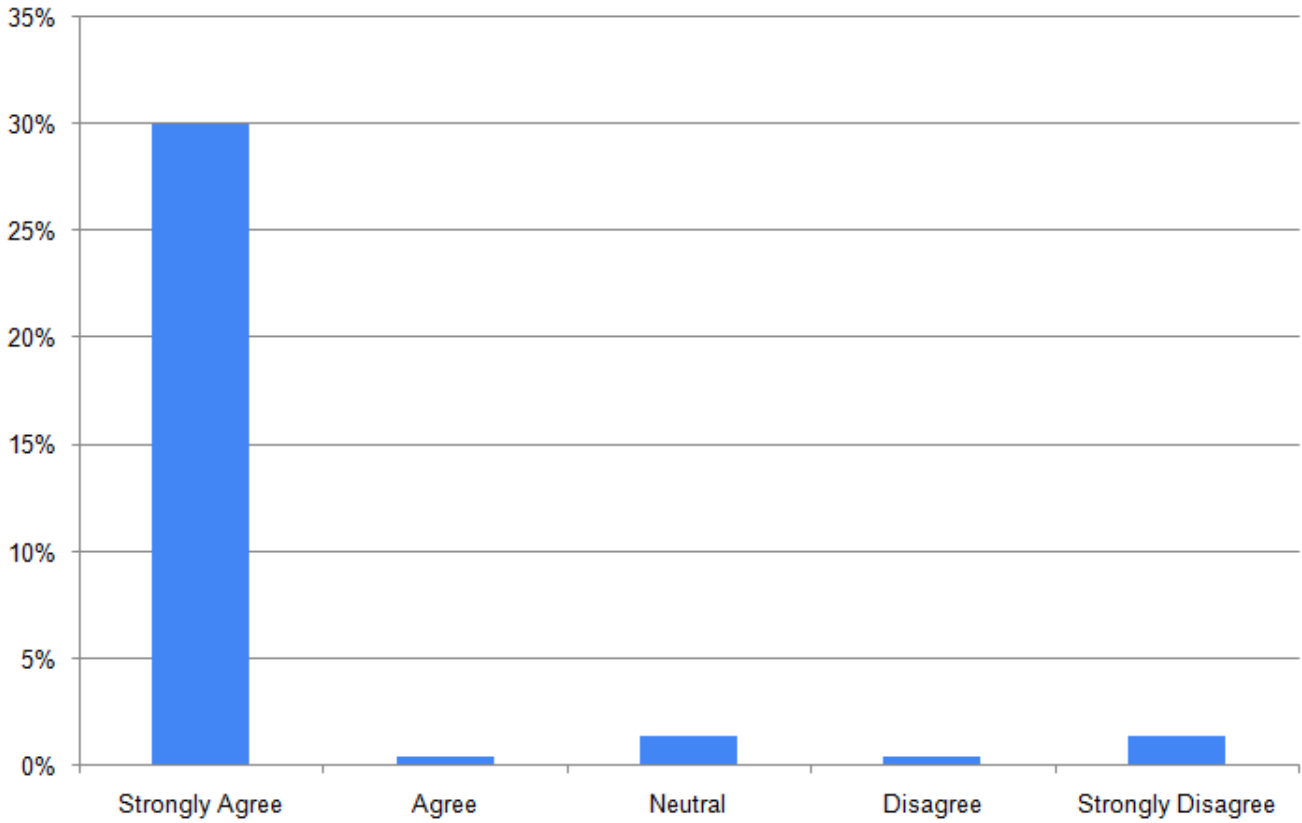


Figure.4.12. Student Feedback on “The Instructor returns the graded scripts etc, in a reasonable amount of time”

SN	Question/Responses	Strongly Agree	Agree	Neutral	Disagree	Strongly Disagree
XIII	The Instructor was available during the specified office hours and for after class consultations	30%	6%	2%	0.40%	1%

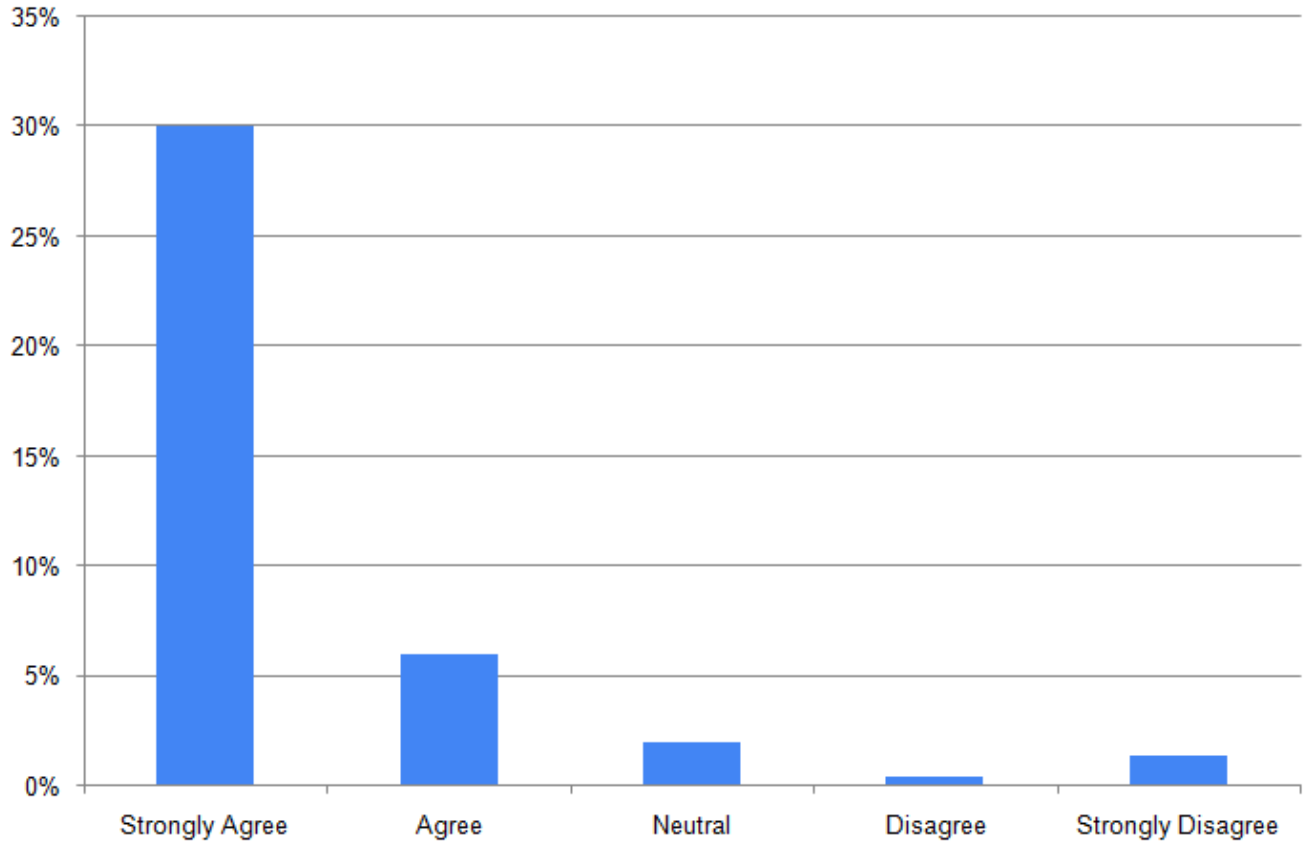


Figure.4.13. Student feedback on “The Instructor was available during the specified office hours and for after class consultations”

SN	Question/Responses	Strongly Agree	Agree	Neutral	Disagree	Strongly Disagree
XIV	The Subject matter presented in the course has increased your knowledge of the subject	32%	4.20%	1%	0.40%	1.40%

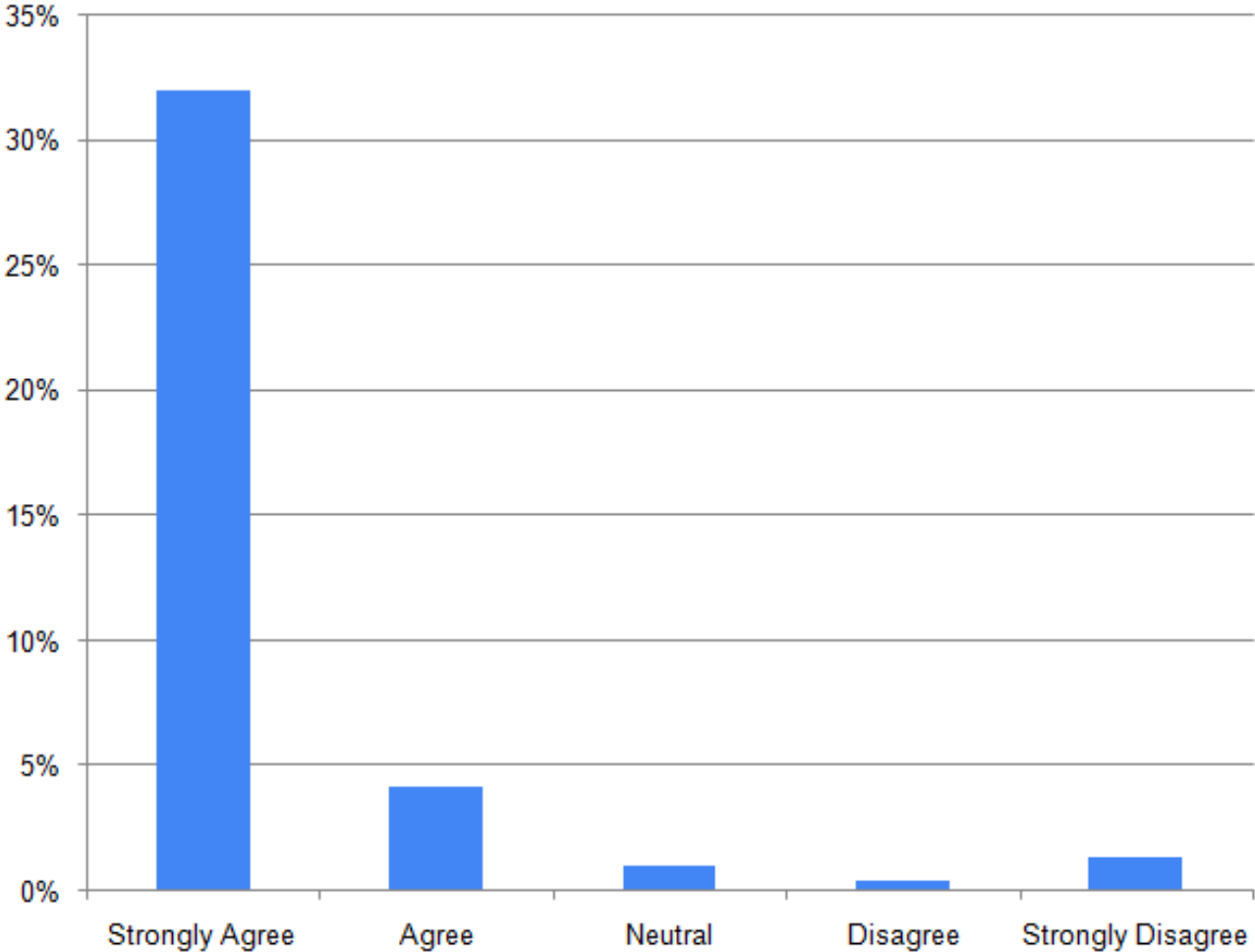


Figure.4.14. Student Feedback on “The Subject matter presented in the course has increased your knowledge of the subject”

SN	Question/Responses	Strongly Agree	Agree	Neutral	Disagree	Strongly Disagree
XV	The syllabus clearly states course objectives requirements, procedures and grading criteria	31%	5.40%	1%	1%	1.20%

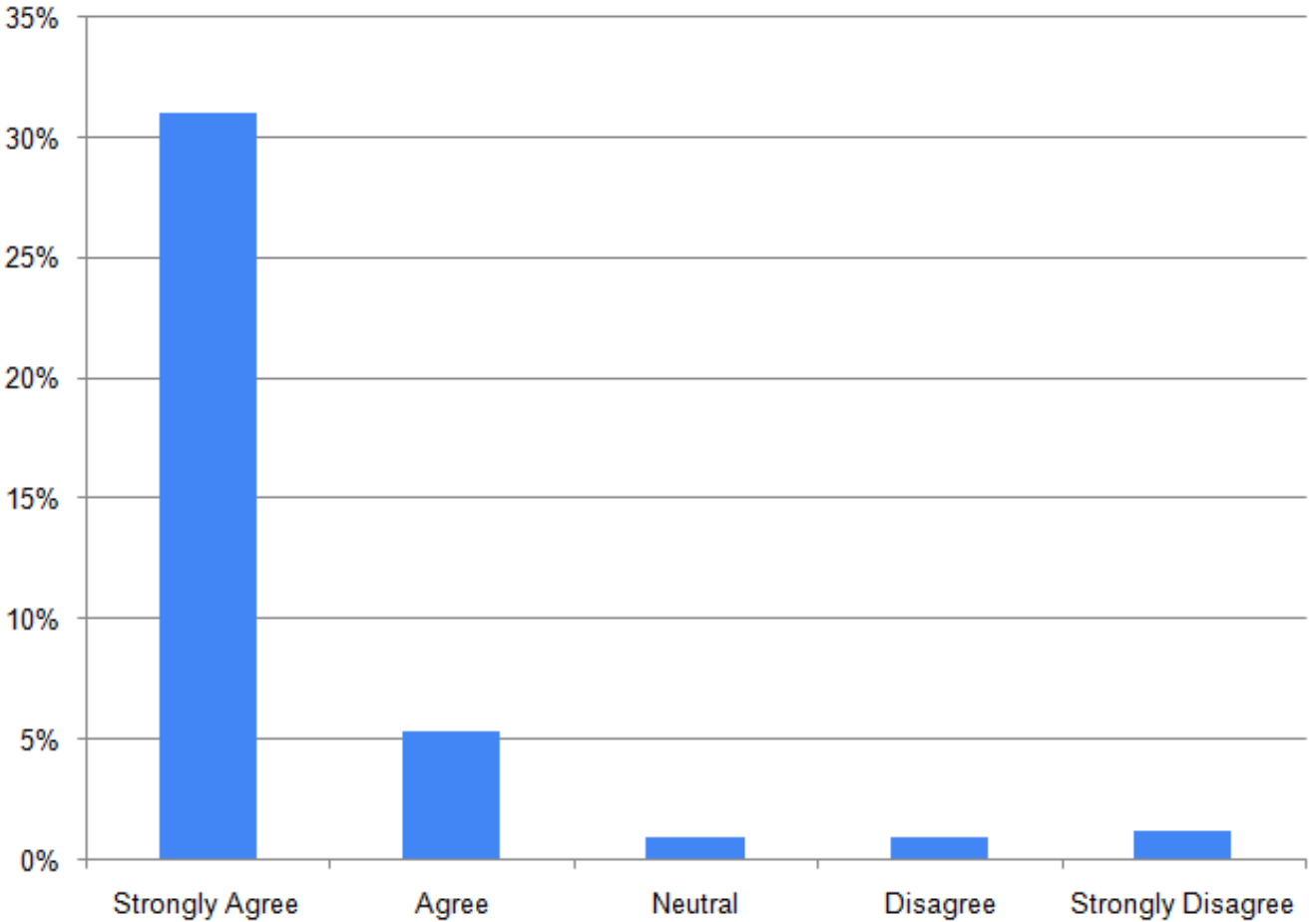


Figure.4.15. Student Feedback on “The syllabus clearly states course objectives requirements, procedures and grading criteria”

SN	Question/Responses	Strongly Agree	Agree	Neutral	Disagree	Strongly Disagree
XVI	The course integrates theoretical course concepts with real-world applications	30%	6%	1.20%	1%	1%

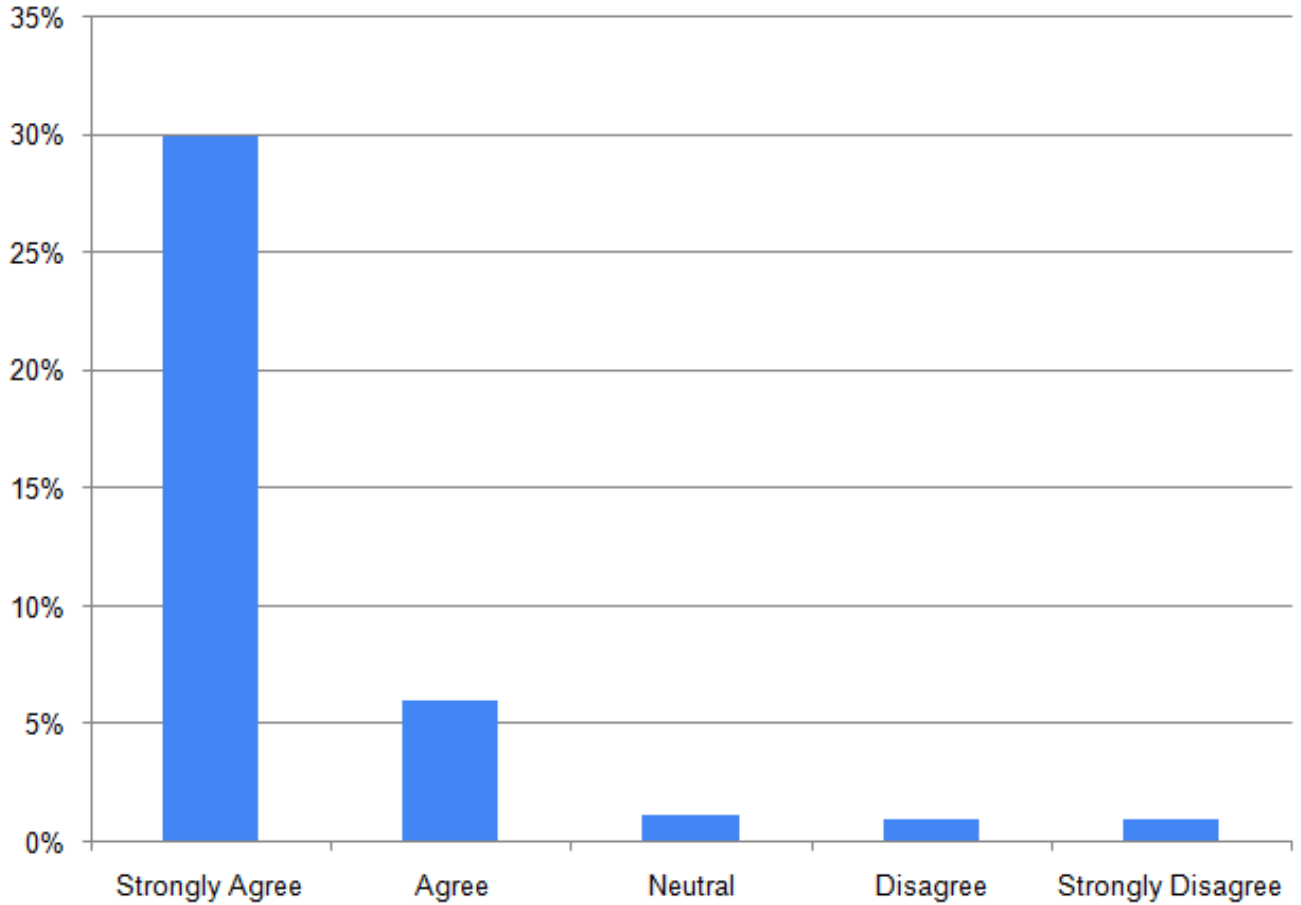


Figure.4.16. Student Feedback on “The course integrates theoretical course concepts with real-world applications”

SN	Question/Responses	Strongly Agree	Agree	Neutral	Disagree	Strongly Disagree
XVII	The assignments and exams covered the materials presented in the course	33%	4%	1%	0.20%	1%

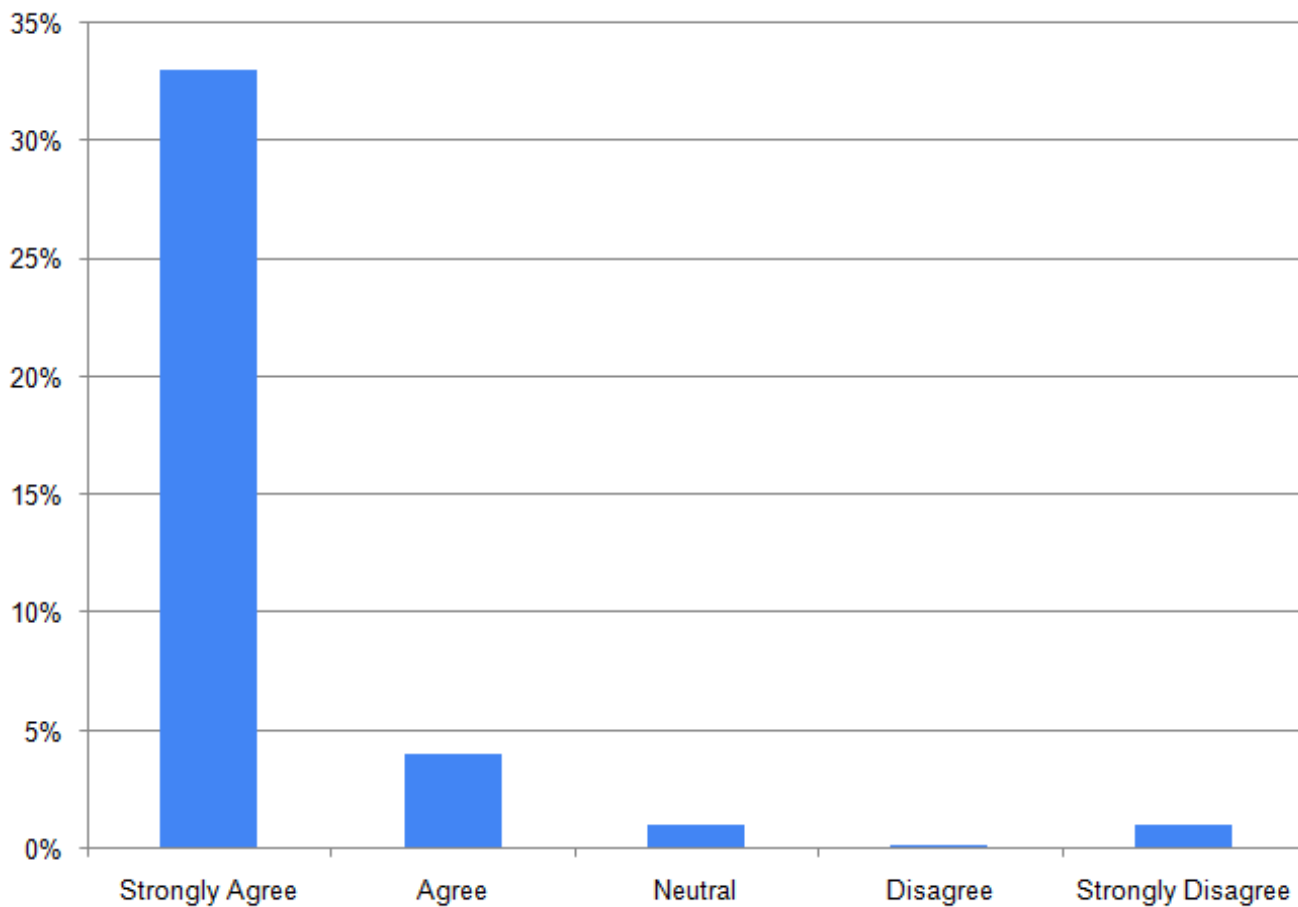


Figure.4.17. student Feedback on The assignments and exams covered the materials presented in the course

SN	Question/Responses	Strongly Agree	Agree	Neutral	Disagree	Strongly Disagree
XVIII	The course material is modern and updated	32%	4%	1.50%	0.20%	1.20%

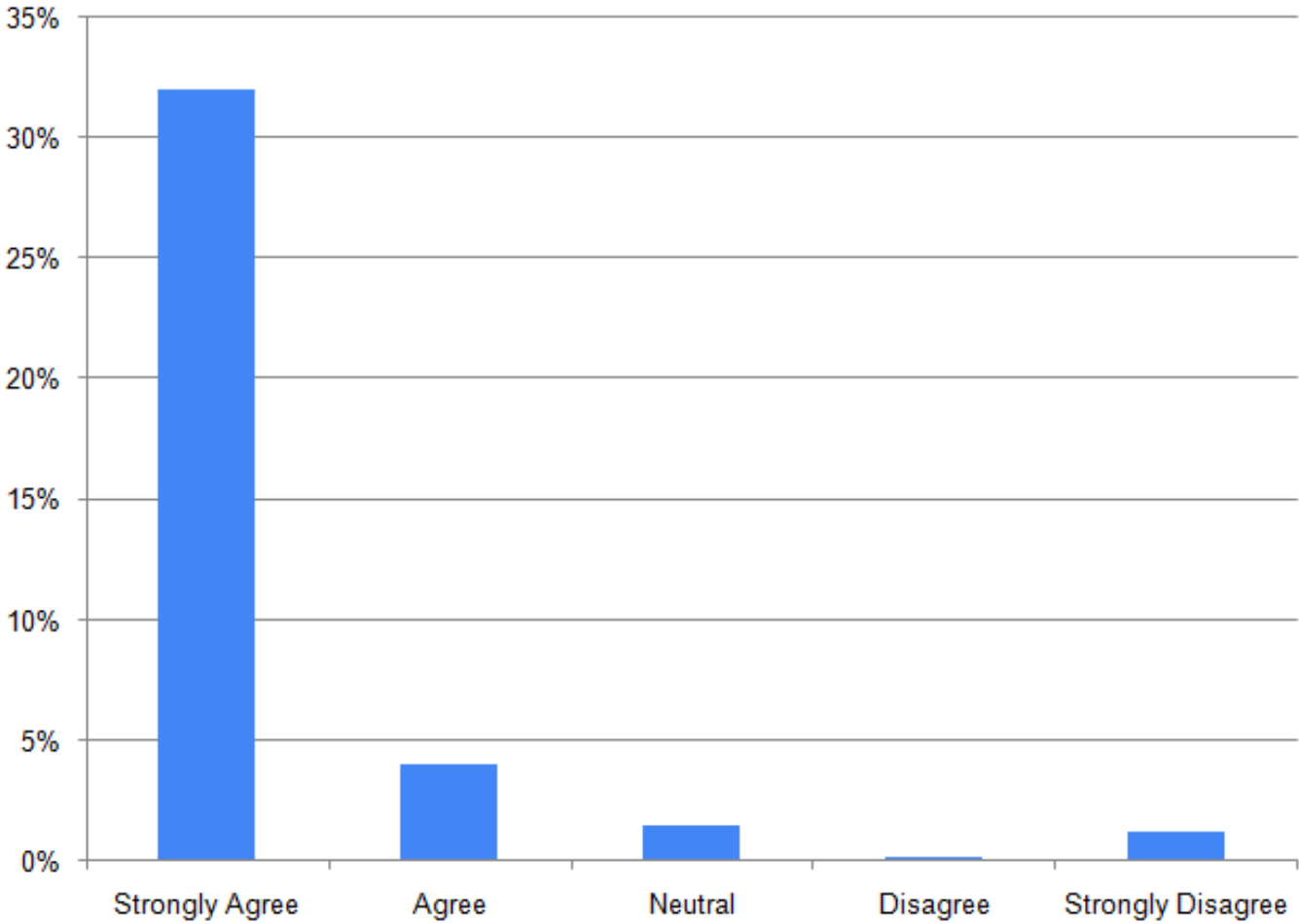


Figure.4.18. student Feedback on “The course material is modern and updated”

COMMENTS

Some Comments from the students of different Department. Mostly Comments are based on suggestions.

- After completing the course we know about HRM
- Very helpful in our professional life
- Informative and critical thinking based knowledge delivered by the instructor
- Problem solving, Good command of subject
- This course was fully in depth of computer information

THE QUALITY ENHANCEMENT CELL (QEC)

Introduction:

To uphold the quality of higher education, LEADS University instituted The Quality Enhancement Cell (QEC) in 14 July 2012 as per orders from Higher Education Commission (HEC). This cell at LEADS University is accountable to develop a methodical and efficient approach to monitor and report the quality of the University's academia. The operational function of this particular cell is to enhance, evaluate and augment the quality of academic core curriculum and learning; research and examination; management and departmental execution. To confront the rising global academic change, QEC aims at adopting the best strategies to convene the international academic standards of higher education. Moreover, it is designed to reinforce the research trends, ethical research module, and internal managerial goals.

Responsibilities of Quality Enhancement Cell (QEC):

- Ensuring improved and safeguarded standards of awarded degrees.
- Reviewing the quality of coaching, teaching, and learning in each subject area.
- To set policy standards to be carried out by each department as a point of reference.
- Setting out the qualification framework (attributes and abilities of students) and curriculum roadmaps for offered programs.

Accreditations & Affiliations

- Higher Education Commission (HEC)
- Punjab Higher Education Commission (PHEC)
- Higher Education Department (HED), Government of the Punjab
- Pakistan Engineering Council (PEC)
- National Computing Education Accreditation Council (NCEAC)

QEC Staff Profiles:

Director:

Dr. Muhammad Afzaal is an Associate Professor and Serving as a director in Quality Enhancement Cell at Lahore Leads University.

Deputy Director

Dr. Hafiz Muhammad Qasim is the Assistant Professor and serving as Deputy Director in Quality Enhancement Cell as he has excellent work experience.

Assistant Director

Miss. Shazia Sarwar Wattoo is MPhil in Chemistry, Forman Christian College (A Chartered University) Lahore. She is currently enrolled in PhD (Chemistry) in Forman Christian College (A Chartered University) Lahore. She has been previously working as visiting lecturer in University of Education and Minhaj University Lahore. She has more than six month of working experience in Quality Enhancement Cell in Forman Christian College (A Chartered University) Lahore.